

## Henderson puts your snow and ice control program in the fast lane

Whether it be city, rural or interstate highway snow and ice control, the **RSP** (Reversible Snow Plow) takes an adversarial attitude toward the most demanding conditions. This entry into the snow and ice control field comes with an impressive pedigree: Henderson has long been recognized as a leader in spreaders and pre-wetting equipment, and the MARK Series of dump bodies is legendary.

Designed from the ground up, the **RSP** is state-of-the-art. It's designed to manhandle snow and ice.

Many innovative features have been engineered into the **RSP** to provide you with a plow that moves snow and ice cleaner and quicker because its unique moldboard curvature rolls material out of the way smoothly and effortlessly. With a self-cleaning design, the **RSP** reduces the chance for back-up and drift that can obscure driver vision.

The **RSP** is priced to help you stay within budget while its rugged design will serve you for years to come.

Once again, you can rely on...

*The Dependable Ones™*



- Eight 1/2" x 3-1/2" ribs for extra strength and rigidity.
- Moldboard curvature is designed to improve snow moving capabilities while minimizing "drift".
- Supported by the Henderson Hitch, the plow in any position remains level to the road.
- One-piece moldboard is rolled instead of break-formed presenting a smooth, clean surface for better material flow.
- Two easily adjustable compression springs have five position settings for variable control of the trip force. (Optional)
- Full-width push tube (14% longer than other makes) gives greater blade stability. (Optional)
- Five moldboard-to-push frame pivot points more evenly distribute push force throughout the entire plow. (Six pivot points on adjustable cutting edge trip).
- 1-1/4" bushings are welded through ribs to provide greater pivot pin bearing surface and enhanced durability.
- Plow-mounted cushion valve is standard.
- Twin reversing cylinders are located above the push frame for protection against road debris.
- Three-position attack angle adjustment (5°, 10°, 20° approx.) to meet all snow and ice removal conditions.
- Moldboard height measures from the road surface to inside of arc - not top of ribs as with some manufacturers.
- Twin 3" x 10" nitrated hydraulic cylinders are double-acting for heavy-duty power reversing. Cylinders are common parts with most hitches.
- One-piece 5/8" x 8" cutting edge gives extended wear. (Carbide cutting edge optional.)
- Trip-spring anchor plates are encased and continuous welded to the push frame providing greater strength.
- All parts are continuous welded which minimizes corrosion points.
- All surfaces are high pressure cleaned and degreased with phosphate solution before powdercoat Highway Orange paint. Push frame assembly and hitch components are powder coat painted black.

# FEATURES & SPECIFICATIONS


## TWO MAJOR TYPES OF TRIP DESIGNS TO MEET YOUR PLOWING CONDITIONS



STANDARD NON-ADJUSTABLE SPRING SHOWN

### FULL MOLDBOARD TRIP

APPROX. ATTACK ANGLE ADJUSTMENT: 5°, 10°, AND 20°



SQUARE TORSION SPRINGS

### ADJUSTABLE CUTTING EDGE TRIP

- One-piece trip edge with five 3/4" adjustable square torsion springs
- Zero insertion force for easy and safe spring replacement
- Each spring features individual three-position trip tension adjustment (wrench included)
- Cutting edge trip design allows for smoother trip action and minimizes shock to the truck chassis and driver

PLOW MODEL	LENGTH	HEIGHT	APPROX. WT./LBS.
RSP-10-36-FT-ST	10'	36"	1750
RSP-10-42-FT-ST	10'	42"	1760
RSP-10-48-FT-ST	10'	48"	1790
RSP-11-36-FT-ST	11'	36"	1815
RSP-11-42-FT-ST	11'	42"	1830
RSP-11-48-FT-ST	11'	48"	1860
RSP-12-36-FT-ST	12'	36"	1875
RSP-12-42-FT-ST	12'	42"	1890
RSP-12-48-FT-ST	12'	48"	1925

### CUTTING PATH

Cutting path at 35° for a 10' length is 8'2"  
 Cutting path at 35° for a 11' length is 9'0"  
 Cutting path at 35° for a 12' length is 9'10"

### MOLDBOARD

- "Level lift" design allows the plow to remain level with road in any position when using Henderson Hitch.
- 10-ga. Grade 50 rolled moldboard with 1/2" x 3-1/2" ribs.
- Continuous welded one-piece moldboard.
- Reinforced 4" x 4" x 3/4" bottom angle.
- 3-1/2" x 2-1/2" x 3/8" top angle with holes to allow moisture to escape moldboard.
- Two horizontal stiffeners for added rigidity.
- Attack angle is adjustable to approx. 5°, 10° and 20°.
- 5/8" x 8" one-piece cutting edge with AASHO punching is standard.

### PUSH FRAME


- Push frame width is 96".
- Semi-circle is 3-1/2" x 3-1/2" x 1/2" angle welded to 4" x 4" x 3/8" structural tube.
- Five moldboard-to-push frame pivot points with 1-1/4" bushings pin to two 5/8" mounting ears.
- (Six pivot points on adjustable cutting edge trip).

## OPTIONS

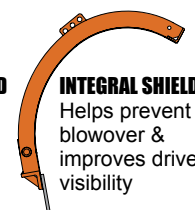
- Rectangular wear shoes, carbide shoes, mushroom shoes, 8" and 10" caster wheels, pneumatic wheels, moldboard shoes
- Curb bumper
- Wraparound curb bumper
- Rubber deflector
- Sight markers
- 6" carbide cutting edge
- Rubber cutting edge
- 3/16" moldboard
- Full-width push frame
- 3" x 2" x 10" lift/reversing cylinder
- 4" x 2" x 10" lift/reversing cylinder
- Integral shield extends a minimum of 19" beyond cutting edge
- 4" x 4" x 3/4" semi circle
- Full moldboard trip exclusive, patented, five-position compression spring settings are easily adjustable to provide variable control of trip force for all snow and ice conditions
- Full moldboard cannon trip
- Tubular push frame and table

### OPTIONAL 201 AND 304SS MOLDBOARD SHEET

- More corrosion resistant
- Higher brinell hardness increases wear resistance
- 201 and 304SS have a lower friction coefficient allowing snow to flow smoothly



STANDARD SHIELD



INTEGRAL SHIELD

Helps prevent blower & improves driver visibility



J-STYLE SHIELD

Helps prevent blower & improves driver visibility

© Henderson Products, Inc. reserves the right in pursuit of continuous product improvement to change specifications used herein. As a custom manufacturer of truck bodies, truck equipment and brine producing systems, additional product options may be available that are not shown here.



1085 S. Third St., P.O. Box 40, Manchester, IA 52057  
 Toll Free: (800) 359-4970  
[www.hendersonproducts.com](http://www.hendersonproducts.com)



HP-093 2.5M 07/14